

contract & commercial

Any Outdoor GreatRoom Company™ product can be outfitted for contract, trade, and commercial spaces. We offer 22+ Crystal Fire® Plus Burners, over 40 ready-to-light fire pits and fire tables, plus full custom capabilities. Perfect for multi-family residences, hotels, sports and concert venues, restaurants, and more. Custom options available. Contact sales@outdoorrooms.com, visit OutdoorRooms.com/Contract, or call 1.866.303.4028 to get started.




THE OUTDOOR
GREATROOM
COMPANY

CONTRACT

Custom Burner
and Fire Table

WCCO News Rooftop
Minneapolis, MN

Crystal Fire^{PLUS} commercial burners



Commercial Crystal Fire® Plus burners and burner inserts are made from commercial grade #304 stainless steel and include a Direct Spark Ignition (DSI) System and control panel, an emergency stop button, and clear tempered fire glass gems. All Crystal Fire® Plus burners and burner inserts are UL and ULC Listed to ANSI Z21.97-2017/CSA 2.41-2017 standard.

Crystal Fire® Plus burners and burner inserts have a higher BTU capacity and upgraded burner construction for a brighter, taller, fuller, more yellow flame. The pan burner design produces a more natural looking flame. Raised and extruded burner ports protect the burner from rain or water. Water safely drains from the perimeter of the pitched burner surface.

Find more information at OutdoorRooms.com/Contract.

- Direct Spark Ignition System with On/Off operation
- Flame can be automatically ignited with a single control either on the fire pit or nearby surface
- If flame is not sensed for any reason, the flow of gas to the burner will safely shut down
- DSI System comes set up to run on 110V, battery operation optional (CF-DSI-BP)
- Not field-convertible - Order specific for liquid propane or natural gas
- Includes Red Emergency Stop Button
- Optional remote sold separately (CF-DSI-R)
- Wall switch operation optional, must order Switch Bypass separately (CF-DSI-SB)
- Optional timer and wall switch sold separately
- Glass wind guard highly recommended to enhance flame and protect surrounding finishes
- 3 finishes: Stainless Steel, Dora Brown, & Black
- Ventilation required for field-installed burner enclosures
- Installation should be completed by a certified gas technician
- Patent Pending
- UL & ULC Listed
- Limited lifetime warranty on Stainless Steel
- One year warranty on ignition controls

BEFORE SELECTING YOUR BURNER

INSTALLATION SITE

Is your burner going into an already built surround or will you need a fire table or ready-to-finish base for your burner?

HOW WILL YOUR BURNER BE MOUNTED?

Whether you are looking for a top mount or undermount application, we have the burner for you. Choose from Drop-In or Burner Inserts.

INSTALLATION OPENING

What size and shape is your installation opening? Choose from one of our stocked burners or burner inserts plus burner plate to fit your space. If a stocked option is not available, ask us about custom options.

OPERATION & CONTROLS

Do you want controls available for public use or in a more secure setting? Choose controls to meet the requirements for your application.

control options

ON APPLIANCE

4 HOUR TIMER



4HRTC

- Four hour timer
- Timer replaces controls for DSI System
- Includes Switch Bypass (CF-DSI-SB)
- Timer is built into control panel
- Black powder-coated panel with white knob
- 6.375" H x 3.5" W

VENT BLOCK & VENT PLATE



VENT BLOCK BLACK

21005

- Crystal Fire® Plus Burners require ventilation for any DIY or field-installed application
- Vent Block (VENT BLOCK BLACK) is 4" H x 8.5" W x 4" D black powder-coated steel
- Vent Plate (21005) is 3" H x 12" W brushed stainless steel

AWAY FROM APPLIANCE

EMERGENCY STOP



CFP-ESO-CP

- Emergency Stop Button
- Included with the Direct Spark Ignition System
- Includes Switch Bypass (CF-DSI-SB)
- Black powder-coated panel with red plastic Emergency Stop Button
- 4.5" H x 2.625" W

ON/OFF WALL SWITCH AND EMERGENCY STOP



WSES-CP

- On/Off Wall Switch with punch out for Emergency Stop Button (button included with DSI package)
- Replaces controls for DSI System
- For applications away from the appliance (i.e. wall)
- Includes Switch Bypass (CF-DSI-SB)
- Black powder-coated panel with black switch
- 4.5" H x 4.625" W

TIMER AND EMERGENCY STOP




4HRTES-CP

- Four-hour Timer with punch out for Emergency Stop Button (button included with DSI package)
- Replaces controls for DSI System
- Includes Switch Bypass (CF-DSI-SB)
- For applications away from the appliance (i.e. wall)
- Black powder-coated panel with white timer knob
- 4.5" H x 4.625" W

commercial burner specifications



CFP2424DSILP
CFP2424DSING



CFP30DSILP
CFP30DSING



CFP1242DSILP
CFP1242DSING

CFP1264DSILP
CFP1264DSING

ROUND

BURNER NAME	MODEL #	DEPTH	DIAMETER	WEIGHT	BTU's LP/NG	FIRE MEDIA**
20" Crystal Fire® Plus	CFP20DSILP or CFP20DSING	11.71"	21.06"	17.9 lbs	70,000/77,500	10 lbs
30" Crystal Fire® Plus	CFP30DSILP or CFP30DSING	11.2"	32"	25.5 lbs	101,000/100,000	25 lbs

SQUARE

BURNER NAME	MODEL #	DEPTH	WIDTH	LENGTH	WEIGHT	BTU's LP/NG	FIRE MEDIA**
24x24" Crystal Fire® Plus	CFP2424DSILP or CFP2424DSING	14.71"	25.6"	25.6"	23.3 lbs	70,000/77,500	20 lbs


RECTANGULAR & LINEAR

BURNER NAME	MODEL #	DEPTH	WIDTH	LENGTH	WEIGHT	BTU's LP/NG	FIRE MEDIA**
12x24" Crystal Fire® Plus	CFP1224DSILP or CFP1224DSING	14.39"	13.5"	25.63"	17 lbs	75,000/75,000	10 lbs
12x42" Crystal Fire® Plus	CFP1242DSILP or CFP1242DSING	14.38"	13.5"	42.52"	21.5 lbs	100,000/100,000	15 lbs
12x64" Crystal Fire® Plus	CFP1264DSILP or CFP1264DSING	14.38"	13.5"	64.3"	26.7 lbs	100,000/100,000	20 lbs
12x72" Crystal Fire® Plus	CFP1272DSILP or CFP1272DSING	14.38"	13.5"	72"	29.7 lbs	100,000/100,000	25 lbs
12x84" Crystal Fire® Plus	CFP1284DSILP or CFP1284DSING	14.38"	13.5"	84"	33.1 lbs	120,000/120,000	25 lbs
12x96" Crystal Fire® Plus	CFP1296DSILP or CFP1296DSING	14.38"	13.5"	96"	36.5 lbs	130,000/130,000	30 lbs
12x108" Crystal Fire® Plus	CFP12108DSILP or CFP12108DSING	14.38"	13.5"	108"	39.9 lbs	140,000/140,000	35 lbs
12x120" Crystal Fire® Plus	CFP12120DSILP or CFP12120DSING	14.38"	13.5"	120"	43.3 lbs	140,000/140,000	40 lbs
56" Wave	WV-56-LP or WV-56-NG	13.88"	8"	55.63"	14 lbs	150,000/150,000	15 lbs

**Depending on your application, you may need more or less fire media than the suggested amount

commercial insert & plate specifications

BI737DSILP
BI737DSING



BP1236



ROUND & SQUARE

BURNER NAME	MODEL #	OPTIONAL PLATE	DEPTH	WIDTH	LENGTH	WEIGHT	MAX BTU's LP/NG	FIRE MEDIA***
16" Round Crystal Fire® Plus Insert	BI16DSILP or BI16DSING		15.3"	15.87"	15.87"	12.3 lbs	70,000/77,500	10 lbs
Round Plates								
20" Round Burner Plate*		BP20RD	15.3"	20"	20"	17.2 lbs	70,000/77,500	10 lbs
24" Round Burner Plate*		BP24RD	15.3"	24"	24"	21.1 lbs	70,000/77,500	15 lbs
Square Plates								
24" Square Burner Plate*		BP24S	15.3"	24"	24"	17.3 lbs	70,000/77,500	25 lbs
30" Square Burner Plate*		BP30S	15.3"	30"	30"	20.3 lbs	70,000/77,500	30 lbs
28" Round Crystal Fire® Plus Insert	BI28DSILP or BI28DSING		14.61"	28"	28"	25.9 lbs	101,000/100,000	25 lbs
Round Plates								
30" Round Burner Plate*		BP30RD	14.61"	30"	30"	28.4 lbs	101,000/100,000	25 lbs
36" Round Burner Plate*		BP36RD	14.61"	36"	36"	37.3 lbs	101,000/100,000	30 lbs
42" Round Burner Plate*		BP42RD	14.61"	42"	42"	47.8 lbs	101,000/100,000	35 lbs
48" Round Burner Plate*		BP48RD	14.61"	48"	48"	59.9	101,000/100,000	40 lbs
Square Plates								
36" Square Burner Plate*		BP36S	14.61"	36"	36"	34.9 lbs	101,000/100,000	35 lbs
42" Square Burner Plate*		BP42S	14.61"	42"	42"	36.9 lbs	101,000/100,000	40 lbs

RECTANGULAR & LINEAR

BURNER NAME	MODEL #	OPTIONAL PLATE	DEPTH	WIDTH	LENGTH	WEIGHT	BTU's LP/NG	FIRE MEDIA**
7x19" Crystal Fire® Plus Insert	BI719DSILP or BI719DSING		14.24"	7.42"	19.63"	13.1 lbs	75,000/75,000	10 lbs
12x24" Burner Plate*		BP1224	14.24"	12"	24"	16.7 lbs	75,000/75,000	15 lbs
12x36" Burner Plate*		BP1236	14.24"	12"	36"	19.2 lbs	75,000/75,000	20 lbs
7x37" Crystal Fire® Plus Insert	BI737DSILP or BI737DSING		14.24"	7.42"	36.52"	16.8 lbs	100,000/100,000	15 lbs
12x42" Burner Plate*		BP1242	14.24"	12"	42"	23 lbs	100,000/100,000	20 lbs
12x60" Burner Plate*		BP1260	14.24"	12"	60"	26.7 lbs	100,000/100,000	25 lbs
7x57" Crystal Fire® Plus Insert	BI757DSILP or BI757DSING		14.39"	7.42"	57"	19 lbs	100,000/100,000	20 lbs
12x64" Burner Plate*		BP1264	14.39"	12"	64"	28.3 lbs	100,000/100,000	25 lbs
7x66" Crystal Fire® Plus Insert	BI766DSILP or BI766DSING		14.26"	7.42"	66"	21.7 lbs	100,000/100,000	25 lbs
12x72" Burner Plate*		BP1272	14.26"	12"	72"	33.1 lbs	100,000/100,000	30 lbs
7x78" Crystal Fire® Plus Insert	BI778DSILP or BI778DSING		14.26"	7.42"	78"	23.9 lbs	120,000/120,000	30 lbs
12x84" Burner Plate*		BP1284	14.26"	12"	84"	37.2 lbs	120,000/120,000	30 lbs
7x90" Crystal Fire® Plus Insert	BI790DSILP or BI790DSING		14.26"	7.42"	90"	26.2 lbs	130,000/130,000	30 lbs
12x96" Burner Plate*		BP1296	14.26"	12"	96"	41.3 lbs	130,000/130,000	35 lbs
7x102" Crystal Fire® Plus Insert	BI7102DSILP or BI7102DSING		14.26"	7.42"	102"	28.4 lbs	140,000/140,000	35 lbs
12x108" Burner Plate*		BP12108	14.26"	12"	108"	45.4 lbs	140,000/140,000	40 lbs
7x114" Crystal Fire® Plus Insert	BI7114DSILP or BI7114DSING		14.26"	7.42"	114"	30.6 lbs	140,000/140,000	40 lbs
12x120" Burner Plate*		BP12120	14.26"	12"	120"	49.6 lbs	140,000/140,000	45 lbs

*Specifications for Burner Plate include the coordinating Burner Insert installed.


**Depending on your application, you may need more or less fire media than the suggested amount

ready-to-finish enclosures

Made in USA ready-to-finish fireplace and fire pit enclosures made from Hardiebacker® fiber cement board and commercial-grade G90 marine-grade galvanized steel framing. These enclosures can be finished on-site to match your landscaping, hardscaping, or exterior design with granite, stone, tile, Supercast™ Concrete tops, hardscape block, and more. Includes two vents pre-installed and cut out for control panel. Custom options also available. Recommended for hardpipe natural gas or liquid propane installation. Enclosures 8' or less ship in one piece with drop-ship option available. Made in USA. See our Ready-to-Finish brochure or visit outdoorrooms.com for more information.



RF60C



RSTL-40DLP



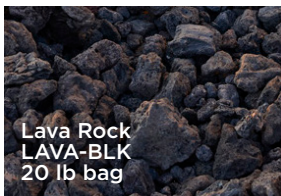
RF48S



RF47L

accessory options

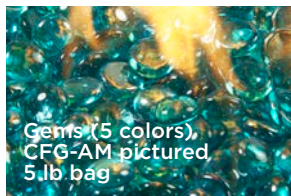
LAVA ROCK & FIRE GLASS



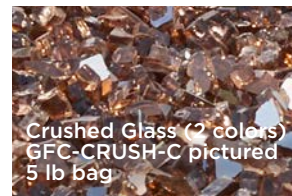
Lava Rock
LAVA-BLK
20 lb bag



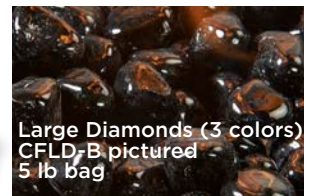
Tumbled Lava
LAV-TMB
6 lb bag



Gems (5 colors),
CFG-AM pictured
5 lb bag



Crushed Glass (2 colors)
GFC-CRUSH-C pictured
5 lb bag



Large Diamonds (3 colors)
CFLD-B pictured
5 lb bag

GLASS WIND GUARDS & FOLDING WIND GUARDS



Folding Wind Guard
FWG-1224



Glass Wind Guard
GLASS GUARD-20-R

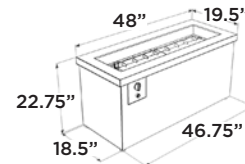
- Custom options available
- Provides protection from the wind and acts as a barrier between the user and the flame
- Enhances the beauty of the flame
- Tempered glass
- Folding Wind Guards offer the convenience of a glass wind guard and burner cover in one. Available for CFP1224 and CFP1242 models.

ready-to-light fire tables

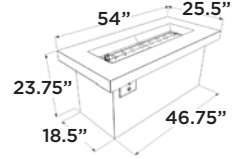
COMMERCIAL KEY LARGO



- Includes: DSI System with On/Off control panel, Grey glass burner cover, emergency stop button, glass wind guard, and clear glass fire gems
- Stainless Steel trim or Polished Midnight Mist Supercast™ with Black Fleck stucco base
- 12x42" Crystal Fire® Plus commercial burner
- Optional CVR5020 protective cover (for KL1242SDSILP/KL1242SDSING) or CVR5427 protective cover (KL1242MDSILP/KL1242MDSING)
- Order for Liquid Propane or Natural Gas
- UL & ULC Listed
- Made in USA



KL1242SDSILP
KL1242SDSING

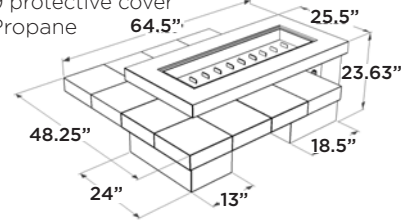


KL1242MDSILP
KL1242MDSING

COMMERCIAL UPTOWN



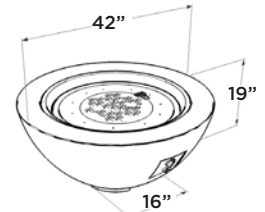
- Includes: DSI System with On/Off control panel, Grey glass burner cover, emergency stop button, glass wind guard, and clear glass fire gems
- Absolute Black granite tile with Polished Midnight Mist Supercast™ on Midnight Storm stucco base or Polished Mocha Supercast™ with Continental Slate porcelain tile on Stony Creek stucco base
- 12x42" Crystal Fire® Plus commercial burner
- Optional CVR6549 protective cover
- Order for Liquid Propane or Natural Gas
- UL & ULC Listed
- Made in USA



COMMERCIAL COVE 30



- Includes: DSI System with On/Off control panel, Grey glass burner cover, emergency stop button, glass wind guard, and clear glass fire gems
- Natural Grey Supercast™ bowl with 30" round Crystal Fire® Plus commercial burner
- Contemporary Natural Grey concrete finish is unique to each fire bowl, common attributes include edge wear and color density variation
- Optional CVR42 Protective Cover
- Order for Liquid Propane or Natural Gas
- Does not fit 20 lb. propane tank in base
- UL & ULC Listed
- Made in USA



ANY OGC FIRE TABLE CAN BE ORDERED FOR COMMERCIAL AND CONTRACT SPACES



Uptown Fire Pit Table at Hampton Inn Hotel
Williamsport, PA, USA

ONE-STOP-SHOP

Let The Outdoor GreatRoom Company™ simplify the process of outfitting your commercial or contract space with safe, commercially-rated gas fire products, handcrafted to stand the test of time. We offer ready-to-light fire tables, Crystal Fire® Plus burners, and full custom products for any commercial or contract space.

SAFETY TESTED

All fire tables and Crystal Fire® Plus Burners are UL and ULC Listed to ANSI Z21.97-2017/CSA 2.41-2017 standard. They undergo rigorous wind, rain, corrosion, component, and construction testing to exceed the required standards.

COMMERCIAL-GRADE

All products are made of high-quality commercial-grade materials. Built to withstand the elements and frequent use. Additional safety features are standard for commercial applications to ensure a safe user experience.

BUILT TO LAST

Crystal Fire® Plus Burners are the most reliable and best gas fire burners on the market. We stand behind the #304 stainless steel construction with a limited lifetime warranty. Our Supercast™ Glass Fiber Reinforced Concrete is half the weight of traditional concrete and 10 times the strength. All materials used are rated for outdoor use.



14400 Southcross Drive W • Suite 100 • Burnsville, MN 55306
Toll Free: 1.866.303.4028 • Sales@OutdoorRooms.com

OutdoorRooms.com

REV11-19