




Crystal Fire^{PLUS} burner specifications



ROUND

BURNER NAME	MODEL #	DEPTH	DIAMETER	WEIGHT	MAX BTU's LP/NG	FIRE MEDIA***
12" Round Crystal Fire®	CF-12-DIY	4.5"	12"	4 lbs	20,000/19,500	5 lbs
20" Round Crystal Fire® Plus*	CFP20	5.39"	21.06"	10.5 lbs	55,000/55,000	10 lbs
30" Round Crystal Fire® Plus	CFP30	4.39"	32"	18.1 lbs	106,000/105,000	25 lbs
38" Round DIY Crystal Fire® Kit	DIY-38	4"	37"	32 lbs	79,500/107,500	30 lbs

SQUARE


BURNER NAME	MODEL #	DEPTH	WIDTH	LENGTH	WEIGHT	MAX BTU's LP/NG	FIRE MEDIA***
16x16" Square Pewter Crystal Fire®	CF-1616-PTR	5.65"	15.61"	15.61"	5.25 lbs	20,000/19,500	10 lbs
24x24" Square Crystal Fire®	CF-2424-DIY	4.63"	25.75"	25.75"	16 lbs	79,500/107,500	20 lbs

RECTANGULAR & LINEAR

BURNER NAME	MODEL #	DEPTH	WIDTH	LENGTH	WEIGHT	MAX BTU's LP/NG	FIRE MEDIA***
12x24" Crystal Fire® Plus*	CFP1224	4.84"	13.5"	25.63"	9.6 lbs	55,000/55,000	10 lbs
12x42" Crystal Fire® Plus*	CFP1242	4.82"	13.5"	42.52"	14.1 lbs	80,000/80,000	15 lbs
12x64" Crystal Fire® Plus	CFP1264	4.71"	13.5"	64.3"	19.3 lbs	100,000/100,000	20 lbs
12x72" Crystal Fire® Plus	CFP1272	4.81"	13.5"	72"	22.3 lbs	125,000/125,000	25 lbs
12x84" Crystal Fire® Plus	CFP1284	4.81"	13.5"	84"	25.7 lbs	140,000/140,000	25 lbs
12x96" Crystal Fire® Plus	CFP1296	4.81"	13.5"	96"	29.1 lbs	165,000/165,000	30 lbs
12x108" Crystal Fire® Plus	CFP12108	4.81"	13.5"	108"	32.5 lbs	180,000/180,000	35 lbs
12x120" Crystal Fire® Plus	CFP12120	4.81"	13.5"	120"	35.9 lbs	200,000/200,000	40 lbs
56" Wave	WV-56-LP or WV-56-NG	13.88"	8"	55.63"	14 lbs	150,000/150,000	15 lbs

*Higher BTU output orifice available. Contact OGC for information. A Glass Wind Guard must be used if higher BTU output orifice is installed with any OGC fire table.
 ***Depending on your application, you may need more or less fire media than the suggested amount.

Crystal Fire^{PLUS} insert & plate specifications



BI737



BP1236

ROUND & SQUARE

BURNER NAME	MODEL #	OPTIONAL PLATE	DEPTH	WIDTH	LENGTH	WEIGHT	MAX BTU's LP/NG	FIRE MEDIA***
16" Round Crystal Fire® Plus Insert*	BI16		4.82"	15.87"	15.87"	4.9 lbs	55,000/55,000	10 lbs
Round Plates								
20" Round Burner Plate**		BP20RD	4.82"	20"	20"	9.8 lbs	55,000/55,000	10 lbs
24" Round Burner Plate**		BP24RD	4.82"	24"	24"	13.7 lbs	55,000/55,000	15 lbs
Square Plates								
24" Square Burner Plate**		BP24S	4.82"	24"	24"	10.3 lbs	55,000/55,000	25 lbs
30" Square Burner Plate**		BP30S	4.82"	30"	30"	13.3 lbs	55,000/55,000	30 lbs
28" Round Crystal Fire® Plus Insert	BI28		4.18"	28"	28"	18.5 lbs	106,000/105,000	25 lbs
Round Plates								
30" Round Burner Plate**		BP30RD	4.18"	30"	30"	21 lbs	106,000/105,000	25 lbs
36" Round Burner Plate**		BP36RD	4.18"	36"	36"	29.9 lbs	106,000/105,000	30 lbs
42" Round Burner Plate**		BP42RD	4.18"	42"	42"	40.4 lbs	106,000/105,000	35 lbs
48" Round Burner Plate**		BP48RD	4.18"	48"	48"	52.5 lbs	106,000/105,000	40 lbs
Square Plates								
36" Square Burner Plate**		BP36S	4.18"	36"	36"	27.9 lbs	106,000/105,000	35 lbs
42" Square Burner Plate**		BP42S	4.18"	42"	42"	29.9 lbs	106,000/105,000	40 lbs
19x19" Square Crystal Fire® Insert	NF1919		4.2"	19.64"	19.64"	10.4 lbs	79,500/107,500	20 lbs

RECTANGULAR & LINEAR

BURNER NAME	MODEL #	OPTIONAL PLATE	DEPTH	WIDTH	LENGTH	WEIGHT	MAX BTU's LP/NG	FIRE MEDIA***
7x19" Crystal Fire® Plus Insert*	BI719		4.29"	4.42"	19.63"	5.7 lbs	55,000/55,000	10 lbs
12x24" Burner Plate**		BP1224	4.29"	12"	24"	9.3 lbs	55,000/55,000	15 lbs
12x36" Burner Plate**		BP1236	4.29"	12"	36"	11.8 lbs	55,000/55,000	20 lbs
7x37" Crystal Fire® Plus Insert*	BI737		4.27"	7.42"	36.52"	9.4 lbs	80,000/80,000	15 lbs
12x42" Burner Plate**		BP1242	4.27"	12"	42"	15.6 lbs	80,000/80,000	20 lbs
12x60" Burner Plate**		BP1260	4.24"	12"	60"	19.3 lbs	80,000/80,000	25 lbs
7x57" Crystal Fire® Plus Insert	BI757		4.15"	7.42"	57"	11.6 lbs	100,000/100,000	20 lbs
12x64" Burner Plate**		BP1264	4.15"	12"	64"	20.9 lbs	100,000/100,000	25 lbs
7x66" Crystal Fire® Plus Insert	BI766		4.25"	7.42"	66"	14.3 lbs	125,000/125,000	25 lbs
12x72" Burner Plate**		BP1272	4.25"	12"	72"	25.7 lbs	125,000/125,000	30 lbs
7x78" Crystal Fire® Plus Insert	BI778		4.25"	7.42"	78"	16.5 lbs	140,000/140,000	30 lbs
12x84" Burner Plate**		BP1284	4.25"	12"	84"	29.8 lbs	140,000/140,000	30 lbs
7x90" Crystal Fire® Plus Insert	BI790		4.25"	7.42"	90"	18.8 lbs	165,000/165,000	30 lbs
12x96" Burner Plate**		BP1296	4.25"	12"	96"	33.9 lbs	165,000/165,000	35 lbs
7x102" Crystal Fire® Plus Insert	BI7102		4.25"	7.42"	102"	21 lbs	180,000/180,000	35 lbs
12x108" Burner Plate**		BP12108	4.25"	12"	108"	38 lbs	180,000/180,000	40 lbs
7x114" Crystal Fire® Plus Insert	BI7114		4.25"	7.42"	114"	23.2 lbs	200,000/200,000	40 lbs
12x120" Burner Plate**		BP12120	4.25"	12"	120"	42.2 lbs	200,000/200,000	45 lbs

*Higher BTU output orifice available. Contact OGC for information. A Glass Wind Guard must be used if higher BTU output orifice is installed with any OGC fire table.

**Specifications for Burner Plate include the coordinating Burner Insert installed.

***Depending on your application, you may need more or less fire media than the suggested amount.